



Enriching Lives

Introductory sub-table (I)(a)


<b>Name of the Company: KIRLOSKAR PNEUMATIC COMPANY LIMITED</b>			
<b>Scrip Code, Name of the scrip, class of security: 505283, KIRLPNU, EQUITY</b>			
<b>Quarter ended: MARCH 31, 2015</b>			
<b>Partly paid-up shares:-</b>			
	<b>No. of partly paid-up shares</b>	<b>As a % of total no. of partly paid-up shares</b>	<b>As a % of total no. of shares of the company</b>
Held by promoter/promoter group		#DIV/0!	#DIV/0!
Held by public		#DIV/0!	#DIV/0!
<b>Total</b>	<b>0</b>	<b>#DIV/0!</b>	<b>#DIV/0!</b>
<b>Outstanding convertible securities:- No. of outstanding securities</b>			
		<b>As a % of total no. of outstanding convertible securities</b>	<b>As a % of total no. of shares of the company, assuming full conversion of the convertible securities</b>
Held by promoter/promoter group		#DIV/0!	#DIV/0!
Held by public		#DIV/0!	#DIV/0!
<b>Total</b>	<b>0</b>	<b>#DIV/0!</b>	<b>#DIV/0!</b>
<b>Warrants:-</b>			
	<b>No. of warrants</b>	<b>As a % of total no. of warrants</b>	<b>As a % of total no. of shares of the company, assuming full conversion of warrants</b>
Held by promoter/promoter group		#DIV/0!	#DIV/0!
Held by public		#DIV/0!	#DIV/0!
<b>Total</b>	<b>0</b>	<b>#DIV/0!</b>	<b>#DIV/0!</b>
<b>Total paid-up capital of the company, assuming full conversion of warrants and convertible securities</b>			





Enriching Lives

Statement Showing Shareholding Pattern as on March 31, 2015								
Category code	Category of Shareholder	Number of Shareholders	Table (I)(a)		Total shareholding as a percentage of total number of shares		Shares Pledged or otherwise encumbered	
			Total number of shares	Number of shares held in dematerialized form	As a percentage of (A+B) <sup>1</sup>	As a percentage of (A+B+C)	Number of shares	As a percentage
			(IV)	(V)	(VI)	(VII)	(VIII)	(IX) = (VIII)/(IV)*100
(A)	<b>Shareholding of Promoter and</b>							
1	<b>Indian</b>							
(a)	Individuals/ Hindu Undivided Family	11	537,157	537,157	4.18	4.18		-
(b)	Central Government/ State Government(s)				-	-	-	#DIV/0!
(c)	Bodies Corporate	7	8,182,967	8,182,967	63.71	63.71		-
(d)	Financial Institutions/ Banks				-	-	-	#DIV/0!
(e)	Any Others(Specify)				-	-	-	#DIV/0!
(e-i)					-	-	-	#DIV/0!
(e-ii)					-	-	-	#DIV/0!
	<b>Sub Total(A)(1)</b>	<b>18</b>	<b>8,720,124</b>	<b>8,720,124</b>	<b>67.89</b>	<b>67.89</b>	<b>-</b>	<b>-</b>
2	<b>Foreign</b>							
a	Individuals (Non-Residents Individuals/ Foreign Individuals)				-	-	-	#DIV/0!
b	Bodies Corporate				-	-	-	#DIV/0!
c	Institutions				-	-	-	#DIV/0!
d	Qualified Foreign Investor				-	-	-	#DIV/0!
e	Any Others(Specify)				-	-	-	#DIV/0!
e-i					-	-	-	#DIV/0!
e-ii					-	-	-	#DIV/0!
	<b>Sub Total(A)(2)</b>	<b>-</b>	<b>-</b>	<b>-</b>	<b>-</b>	<b>-</b>	<b>-</b>	<b>#DIV/0!</b>
	<b>Total Shareholding of Promoter</b>	<b>18</b>	<b>8,720,124</b>	<b>8,720,124</b>	<b>67.89</b>	<b>67.89</b>	<b>-</b>	<b>-</b>
(B)	<b>Public shareholding</b>							
1	<b>Institutions</b>							
(a)	Mutual Funds/ UTI	14	2,283,992	2,276,617	17.78	17.78	-	-
(b)	Financial Institutions / Banks	16	946	335	0.00	0.00	-	-
(c)	Central Government/ State Government(s)				-	-	-	#DIV/0!
(d)	Venture Capital Funds				-	-	-	#DIV/0!
(e)	Insurance Companies	4	84,402	78,952	0.66	0.66	-	-
(f)	Foreign Institutional Investors	-	-	-	0.00	0.00	-	#DIV/0!
(g)	Foreign Venture Capital Investors				-	-	-	#DIV/0!
(h)	Qualified Foreign Investor				-	-	-	#DIV/0!
(i)	Any Other (specify)				-	-	-	#DIV/0!
(i-ii)					-	-	-	#DIV/0!
(i-ii)					-	-	-	#DIV/0!
	<b>Sub-Total (B)(1)</b>	<b>34</b>	<b>2,369,340</b>	<b>2,355,904</b>	<b>18.45</b>	<b>18.45</b>	<b>-</b>	<b>#DIV/0!</b>





Enriching Lives


Category code	Category of Shareholder	Number of Shareholders	Total number of shares	Number of shares held in dematerialized form	Total shareholding as a percentage of total number of shares		Shares Pledged or otherwise encumbered	
					As a percentage of (A+B) <sup>1</sup>	As a percentage of (A+B+C)	Number of shares	As a percentage
(I)	(II)	(III)	(IV)	(V)	(VI)	(VII)	(VIII)	(IX) = (VIII)/(IV)*100
<b>B 2</b>	<b>Non-institutions</b>							
(a)	Bodies Corporate	190	367,465	354,237	2.86	2.86	1,999	0.54
(b)	Individuals				-	-		#DIV/0!
I	Individuals -i. Individual shareholders holding nominal share capital up to Rs 1 lakh	17,363	1,136,624	722,072	8.85	8.85	7,596	0.67
II	ii. Individual shareholders holding nominal share capital in excess of Rs. 1 lakh.	9	212,163	212,163	1.65	1.65	-	-
(c)	Qualified Foreign Investor				-	-		#DIV/0!
(d)	Any Other (specify)	25	2,566	2,566	0.02	0.02		-
(d-i)	Clearing Members							
(d-ii)	Non Resident Indians (Repatriable)	50	13,343	13,078	0.10	0.10		-
(d-iii)	Non Resident Indians (Non-Repatriable)	44	22,712	22,712	0.18	0.18		-
(d-iv)	Trusts	1	1	1	0.00	0.00		-
	<b>Sub-Total (B)(2)</b>	<b>17,682</b>	<b>1,754,874</b>	<b>1,326,829</b>	<b>13.66</b>	<b>13.66</b>	<b>9,595</b>	<b>0.55</b>
								#DIV/0!
(B)	<b>Total Public Shareholding (B)= (B)(1)+(B)(2)</b>	<b>17,716</b>	<b>4,124,214</b>	<b>3,682,733</b>	<b>32.11</b>	<b>32.11</b>	<b>9,595</b>	<b>0.23</b>
								#DIV/0!
	<b>TOTAL (A)+(B)</b>	<b>17,734</b>	<b>12,844,338</b>	<b>12,402,857</b>	<b>100.00</b>	<b>100.00</b>	<b>9,595</b>	<b>0.07</b>
(C)	<b>Shares held by Custodians and against which Depository Receipts have been issued</b>							
1	Promoter and Promoter Group							#DIV/0!
2	Public							
	<b>Sub-Total (C)</b>	<b>-</b>	<b>-</b>	<b>-</b>	<b>-</b>	<b>0</b>	<b>-</b>	
	<b>GRAND TOTAL (A)+(B)+(C)</b>	<b>17,734</b>	<b>12,844,338</b>	<b>12,402,857</b>	<b>100.00</b>	<b>100.00</b>	<b>9,595</b>	<b>0.07</b>





Enriching Lives

Sr.No	Notes
1	
2	
3	
4	
5	
6	
7	
8	
9	





Enriching Lives

(l)(b) Statement showing holding of securities (including shares, warrants, convertible securities) of persons belonging to the category "Promoter and Promoter Group" as on March 31, 2015


Sr. No.	Name of the shareholder	Details of Shares held		Encumbered shares (*)			Details of warrants		Details of		Total shares (including underlying shares assuming full conversion of warrants and convertible securities) as a % of diluted share capital
		Number of shares held	As a % of grand total (A) +(B) +( C )	No.	As a percentage	As a % of grand total (A)+(B)+(C) of sub-clause (l)(a)	Number of warrants held	As a % total number of warrants of the same class	Number of convertible securities held	As a % total number of convertible securities of the same class	
(I)	(II)	(III)	(IV)	(V)	(VI)=(V)/(III)*100	(VII)	(VIII)	(IX)	(X)	(XI)	(XII)
1	Kirloskar Brothers Investments Ltd.	6,994,176	54.45		0.00	0.00		#DIV/0!		#DIV/0!	
2	Kirloskar Industries Limited	1,186,866	9.24		0.00	0.00		#DIV/0!		#DIV/0!	
3	Mr. Gautam Achyut Kulkarni Mrs. Jyotsna Gautam Kulkarni	135,522	1.06		0.00	0.00		#DIV/0!		#DIV/0!	
4	Mr. Rahul C. Kirloskar Mrs. Alpana Rahul Kirloskar	115,309	0.90		0.00	0.00		#DIV/0!		#DIV/0!	
5	Mr. Atul C. Kirloskar Mrs. Arti Atul Kirloskar	114,330	0.89		0.00	0.00		#DIV/0!		#DIV/0!	
6	Mrs. Alpana Rahul Kirloskar Mr. Rahul C. Kirloskar	93,754	0.73		0.00	0.00		#DIV/0!		#DIV/0!	
7	Mrs. Arti Atul Kirloskar Mr. Atul C. Kirloskar	40,000	0.31		0.00	0.00		#DIV/0!		#DIV/0!	
8	Mrs. Jyotsna Gautam Kulkarni Mr. Gautam Achyut Kulkarni	25,125	0.20		0.00	0.00		#DIV/0!		#DIV/0!	
9	Miss. Aika Rahul Kirloskar Mr. Rahul C. Kirloskar	12,152	0.09		0.00	0.00		#DIV/0!		#DIV/0!	





Enriching Lives

Sr. No.	Name of the shareholder	Details of Shares held		Encumbered shares (*)			Details of warrants		Details of		Total shares (including underlying shares assuming full conversion of warrants and convertible securities) as a % of diluted share capital
		Number of shares held	As a % of grand total (A) +(B) +( C )	No.	As a percentage	As a % of grand total (A)+(B)+(C) of sub-clause (I)(a)	Number of warrants held	As a % total number of warrants of the same class	Number of convertible securities held	As a % total number of convertible securities of the same class	
(I)	(II)	(III)	(IV)	(V)	(VI)=(V)/(III)*100	(VII)	(VIII)	(IX)	(X)	(XI)	(XII)
10	Cees Investments & Consultants Private Limited	1,350	0.01		0.00	0.00		#DIV/0!		#DIV/0!	
11	Mrs. Alpana Rahul Kirloskar Master Aman Rahul Kirloskar U/G Mr. Rahul C. Kirloskar	537	0.00		0.00	0.00		#DIV/0!		#DIV/0!	
12	Karad Projects and Motors Limited	425	0.00		0.00	0.00		#DIV/0!		#DIV/0!	
13	Mr. Rahul C. Kirloskar Master Aman Rahul Kirloskar U/G Mr. Rahul C. Kirloskar	270	0.00		0.00	0.00		#DIV/0!		#DIV/0!	
14	Miss Rama Sanjay Kirloskar Mr. Sanjay C. Kirloskar	125	0.00		0.00	0.00		#DIV/0!		#DIV/0!	
15	Alpak Investments Private Limited	50	0.00		0.00	0.00		#DIV/0!		#DIV/0!	
16	Navsai Investments Private Ltd	50	0.00		0.00	0.00		#DIV/0!		#DIV/0!	
17	Achyut And Neeta Holdings And Finance Pvt. Ltd.	50	0.00		0.00	0.00		#DIV/0!		#DIV/0!	
18	Miss. Gauri Atul Kirloskar Mr. Atul C. Kirloskar	33	0.00		0.00	0.00		#DIV/0!		#DIV/0!	
<b>TOTAL</b>		<b>8720124</b>	<b>67.89</b>	<b>0</b>	<b>0.00</b>	<b>0.00</b>	<b>0</b>	<b>#DIV/0!</b>	<b>0</b>	<b>#DIV/0!</b>	<b>0</b>






Enriching Lives

Sr. No.	Name of the shareholder	Details of Shares held		Encumbered shares (*)			Details of warrants		Details of		Total shares (including underlying shares assuming full conversion of warrants and convertible securities) as a % of diluted share capital
		Number of shares held	As a % of grand total (A)+(B)+(C)	No.	As a percentage	As a % of grand total (A)+(B)+(C) of sub-clause (I)(a)	Number of warrants held	As a % total number of warrants of the same class	Number of convertible securities held	As a % total number of convertible securities of the same class	
(I)	(II)	(III)	(IV)	(V)	$(VI) = (V) / (III) * 100$	(VII)	(VIII)	(IX)	(X)	(XI)	(XII)

(\*) The term "encumbrance" has the same meaning as assigned to it in regulation 28(3) of the SAST Regulations, 2011

Following are list of entities / individuals who forms part of Promoter and Promoter Group but not holding equity shares of the Company as on March 31, 2015

Asara Sales & Investments Private Limited, Better Value Holdings Private Limited, G.G. Dandekar Machine Works Limited, Kirloskar Chillers Private Limited, Kirloskar Integrated Technologies Private Limited, Kirloskar Oil Engines Limited, Kirloskar Proprietary Limited, Green Tek Systems (India) Private Limited, Prakar Investments Private Limited, Kirloskar Corrocoat Private Limited, The Kolhapur Steel Limited, Kirloskar Systech Limited, Koppal Mines & Minerals Private Limited, Mahila Udyog Limited, Vikramgeet Investments & Holdings Private Limited, Kirloskar Systems Limited, Sri Harihareshwara Finance & Investments Private Limited, Kirloskar Brothers Limited, Kirloskar Ferrous Industries Limited, Kothrud Power Equipment Limited, Kairi Investments LLC, Kirloskar JLT, Snow Leopard Technology Ventures LLP, VSK Holdings Private Limited, Snow Leopard Momentum LLP, Kloudworks Consulting Services Limited, Lakeland Universal Limited, Joburg Industrial Trading (SA) (PTY) Ltd., Takshasila Hospital Operating Private Limited, Kirloskar RoadRailer Limited, Ms. Suman C. Kirloskar, Ms. Mrinalini S. Kirloskar, Ms. Aditi A. Kirloskar, Mr. Chris Kolenaty, Ms. Pia Chris Kolenaty, Mr. Akshay Sahani, Mr. Sanjay C. Kirloskar, Mrs. Pratima S. Kirloskar, Mr. Alok S. Kirloskar, Ms. Neeta Achyut Kulkarni, Mr. Nihal G. Kulkarni, Ms. Shruti N. Kulkarni, Ms. Gargi N. Kulkarni, Ms. Anika N. Kulkarni, Mr. Ambar G. Kulkarni, Ms. Komal A. Kulkarni, Talen A. Kulkarni, Mr. Vikram S. Kirloskar, Ms. Geetanaji V. Kirloskar, Ms. Manasi V. Kirloskar, Ms. Roopa Gupta, Pneumatic Holdings Limited, CARIQ Technologies Private Limited, Good Brands for a healthy Life Private Limited and Expert Quality Cloud Information Technology Private Limited.





Enriching Lives

**(I)(c)(i) Statement showing holding of securities (including shares, warrants, convertible securities) of persons belonging to the category "Public" and holding more than 1% of the total number of shares as on March 31, 2015**

Sr. No.	Name of the shareholder	Number of shares held	Shares as a percentage of total number of shares (i.e., Grand Total (A)+(B)+(C) indicated in Statement at para (I)(a) above}	Details of warrants		Details of convertible securities		Total shares (including underlying shares assuming full conversion of warrants and convertible securities) as a % of diluted share capital
				Number of warrants held	As a % total number of warrants of the same class	Number of convertible securities held	% w.r.t total number of convertible securities of the same class	
1	Reliance Capital Trustee Co. Ltd. - A/c	1,115,294	8.68		#DIV/0!		#DIV/0!	
a	Reliance Diversified Power Sector Fund	828,867	6.45					
b	Reliance Small Cap Fund	273,804	2.13					
c	Reliance Dual Advantage FTF III Plan B	12,623	0.10					
2	HDFC Trustee Company Limited -	746,863	5.81		#DIV/0!		#DIV/0!	
a	HDFC Tax Saver Fund	506,706	3.94					
b	HDFC Core and Satellite Fund	120,000	0.93					
c	HDFC Prudence Fund	108,145	0.84					
d	HDFC Index Fund - Sensex Plus Plan	12,000	0.09					
e	HDFC Large Cap Fund (Stock Account)	12	0.00					
3	IDFC Premier Equity Fund	414,367	3.23		#DIV/0!		#DIV/0!	
<b>TOTAL</b>		<b>2,276,524</b>	<b>17.72</b>	<b>0</b>	<b>#DIV/0!</b>	<b>0</b>	<b>#DIV/0!</b>	<b>0</b>







Enriching Lives

(l)(c)(ii) Statement showing holding of securities (including shares, warrants, convertible securities) of persons (together with PAC) belonging to the category "Public" and holding more than 5% of the total number of shares of the company as on March 31, 2015

Sr. No.	Name(s) of the shareholder(s) and the Persons Acting in Concert (PAC) with them	Number of shares	Shares as a percentage of total number of shares (i.e., Grand Total (A)+(B)+(C) indicated in Statement at para (l)(a) above)	Details of warrants		Details of convertible securities		Total shares (including underlying shares assuming full conversion of warrants and convertible securities) as a % of diluted share capital
				Number of warrants	As a % total number of warrants of the same class	Number of convertible securities held	% w.r.t total number of convertible securities of the same class	
1	Reliance Capital Trustee Co. Ltd.	1,115,294	8.68		#DIV/0!		#DIV/0!	
a	Reliance Diversified Power Sector Fund	828,867	6.45					
b	Reliance Small Cap Fund	273,804	2.13					
b	Reliance Dual Advantage FTF III Plan B	12,623	0.10					
2	HDFC Trustee Company Limited -A/C	746,863	5.81		#DIV/0!		#DIV/0!	
a	HDFC Tax Saver Fund	506,706	3.94					
b	HDFC Trustee Company Ltd - HDFC Core and Satellite Fund	120,000	0.84					
c	HDFC Trustee Company Limited - HDFC Prudence Fund	108,145	0.09					
d	HDFC Index Fund - Sensex Plus Plan	12,000						
e	HDFC Large Cap Fund (Stock Account)	12	0.00					
<b>TOTAL</b>		<b>1,862,157</b>	<b>14.50</b>	<b>0</b>	<b>#DIV/0!</b>	<b>0</b>	<b>#DIV/0!</b>	<b>0</b>






Enriching Lives

(I)(d) Statement showing details of locked-in shares as on March 31, 2015

Sr. No.	Name of the shareholder	Number of locked-in shares	Locked-in shares as a percentage of total number of shares {i.e., Grand Total (A)+(B)+(C) indicated in Statement at para (I)(a) above}
1			0.00
2			0.00
3			0.00
4			0.00
5			0.00
6			0.00
7			0.00
8			0.00
9			0.00
<b>TOTAL</b>		<b>0</b>	<b>0.00</b>





Enriching Lives

(II)(a) Statement showing details of Depository Receipts (DRs) as on March 31, 2015

Sr. No.	Type of outstanding DR (ADRs, GDRs, SDRs, etc.)	Number of outstanding DRs	Number of shares underlying outstanding DRs	Shares underlying outstanding DRs as a percentage of total number of shares {i.e., Grand Total (A)+(B)+(C) indicated in Statement at para (I)(a) above}
1				0.00
2				0.00
3				0.00
4				0.00
5				0.00
6				0.00
7				0.00
8				0.00
9				0.00
<b>TOTAL</b>		<b>0</b>	<b>0</b>	<b>0.00</b>





Enriching Lives

(II)(b) Statement showing holding of Depository Receipts (DRs), where underlying shares held by "promoter/promoter group" are in excess of 1% of the total number of shares as on March 31, 2015

Sr. No.	Name of the DR Holder	Type of outstanding DR (ADRs, GDRs, SDRs, etc.)	Number of shares underlying outstanding DRs	Shares underlying outstanding DRs as a percentage of total number of shares {i.e., Grand Total (A)+(B)+(C) indicated in Statement at para (I)(a) above}
1				0.00
2				0.00
3				0.00
4				0.00
5				0.00
6				0.00
7				0.00
8				0.00
9				0.00
<b>TOTAL</b>			<b>0</b>	<b>0.00</b>

